Rowing Suit

One-piece racing and training suit

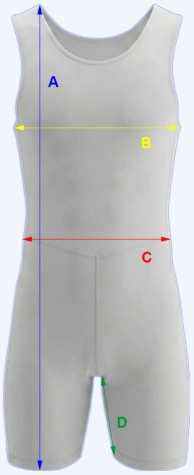

What do we measure?

A — Total length
From the highest point of the shoulder straight down to the leg hem.

B — ½ Chest width
Measured flat, from armpit to armpit.

C — ½ Waist width
Measured flat, at the narrowest point of the waist.

D — Inseam length
From the crotch to the leg hem.

Women W sizes

Size (cm)	XS	S	M	L	XL
A Total length	73	77	81	86	91
B ½ Chest width	34	36	38	40	43
C ½ Waist width	31	33	34	35	36
D Inseam length	15	16	17	18	19

Men

Size (cm)	XS	S	M	L	XL	XXL
A Total length	76	80	86	90	95	101
B ½ Chest width	37	39	41	45	49	50
C ½ Waist width	31	33	35	36	37	39
D Inseam length	15	16	17	18	19	20

All measurements in cm, taken flat from the garment. Because the fabric stretches, small deviations (± 1–2 cm) are possible; no rights can be derived from this size chart.

Garment sizes, not body sizes

All measurements are in centimetres and taken from the garment itself, laid flat. A "½" measurement is the width of one side: multiply by two for the full circumference.

The fabric stretches

Our rowing apparel is elastic and designed for a close fit, so nothing catches during the stroke. A garment can therefore be smaller than your body measurement.

Tight or loose: your choice

Prefer a tight, race-ready fit? Choose your usual size, or the smaller one if in doubt. Prefer a looser fit, or wearing layers underneath? Go for the larger size.

How to find your size

1. **Take a garment that fits you well** and is similar to what you are ordering.
2. **Lay it flat** on a table, without stretching it.
3. **Measure at the same points** (A, B, C …) as shown in the image.
4. **Compare** with the table and choose the closest size.

As a rower, also check the **length**: with a long torso or long arms, length is often the deciding factor.

Not sure?

Feel free to get in touch. Send us your height, weight and usual size, and we will help you find the best fit.

E-mail info@powerhousesport.nl
Phone +31 (0)85 40 16 593
Web powerhousesport.nl

Power-T

Short-sleeve shirt with half zip

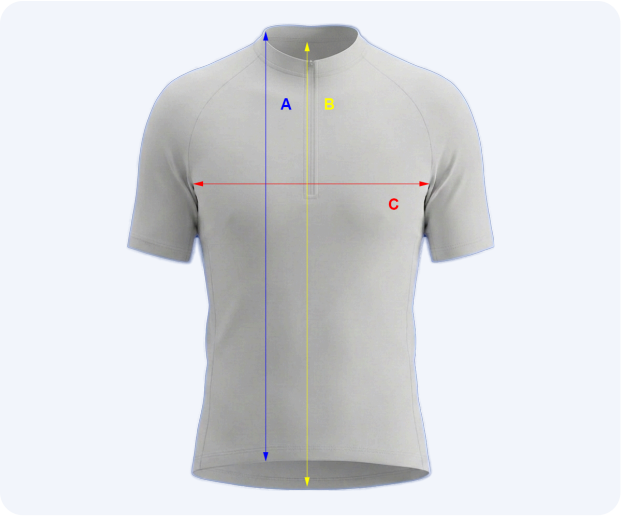

What do we measure?

A — Length front
From the highest point of the shoulder, next to the collar, to the front hem.

B — Length back
From the neckline to the (longer) back hem.

C — ½ Chest width
Measured flat, from armpit to armpit.

Women W sizes

Size (cm)	XS	S	M	L	XL	XXL
A Length front	55	58	61	64	66	70
B Length back	63	66	69	73	76	79
C ½ Chest width	43	45	47	51	54	56

Men

Size (cm)	XS	S	M	L	XL	XXL	3XL	4XL
A Length front	61	63	65	67	69	73	76	78
B Length back	70	72	74	76	78	80	84	88
C ½ Chest width	45	49	52	54	56	58	60	62

All measurements in cm, taken flat from the garment. Because the fabric stretches, small deviations (± 1–2 cm) are possible; no rights can be derived from this size chart.

Garment sizes, not body sizes

All measurements are in centimetres and taken from the garment itself, laid flat. A "½" measurement is the width of one side: multiply by two for the full circumference.

The fabric stretches

Our rowing apparel is elastic and designed for a close fit, so nothing catches during the stroke. A garment can therefore be smaller than your body measurement.

Tight or loose: your choice

Prefer a tight, race-ready fit? Choose your usual size, or the smaller one if in doubt. Prefer a looser fit, or wearing layers underneath? Go for the larger size.

How to find your size

1. **Take a garment that fits you well** and is similar to what you are ordering.
2. **Lay it flat** on a table, without stretching it.
3. **Measure at the same points** (A, B, C …) as shown in the image.
4. **Compare** with the table and choose the closest size.

As a rower, also check the **length**: with a long torso or long arms, length is often the deciding factor.

Not sure?

Feel free to get in touch. Send us your height, weight and usual size, and we will help you find the best fit.

E-mail info@powerhousesport.nl
Phone +31 (0)85 40 16 593
Web powerhousesport.nl

T-shirt

Short-sleeve shirt

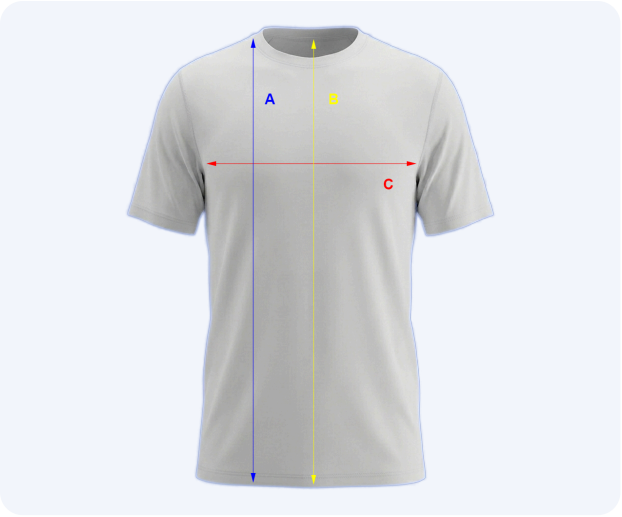

What do we measure?

A — Length front
From the highest point of the shoulder, next to the collar, to the front hem.

B — Length back
From the neckline to the back hem.

C — ½ Chest width
Measured flat, from armpit to armpit.

Women W sizes

Size (cm)	XS	S	M	L	XL	XXL
A Length front	61	63	65	67	69	70
B Length back	62	64	66	68	70	71
C ½ Chest width	42	43.5	45	46.5	48	50

Men

Size (cm)	XS	S	M	L	XL	XXL	3XL	4XL
A Length front	66	69	72	73.5	75	78	81	83
B Length back	67	70	73	74.5	76	79	82	84
C ½ Chest width	47	50	53	54.5	57	58.5	60	63

All measurements in cm, taken flat from the garment. Because the fabric stretches, small deviations (± 1–2 cm) are possible; no rights can be derived from this size chart.

Garment sizes, not body sizes

All measurements are in centimetres and taken from the garment itself, laid flat. A "½" measurement is the width of one side: multiply by two for the full circumference.

The fabric stretches

Our rowing apparel is elastic and designed for a close fit, so nothing catches during the stroke. A garment can therefore be smaller than your body measurement.

Tight or loose: your choice

Prefer a tight, race-ready fit? Choose your usual size, or the smaller one if in doubt. Prefer a looser fit, or wearing layers underneath? Go for the larger size.

How to find your size

1. **Take a garment that fits you well** and is similar to what you are ordering.
2. **Lay it flat** on a table, without stretching it.
3. **Measure at the same points** (A, B, C …) as shown in the image.
4. **Compare** with the table and choose the closest size.

As a rower, also check the **length**: with a long torso or long arms, length is often the deciding factor.

Not sure?

Feel free to get in touch. Send us your height, weight and usual size, and we will help you find the best fit.

E-mail info@powerhousesport.nl
Phone +31 (0)85 40 16 593
Web powerhousesport.nl

Rowing Jacket

Long-sleeve top with half zip and stand-up collar

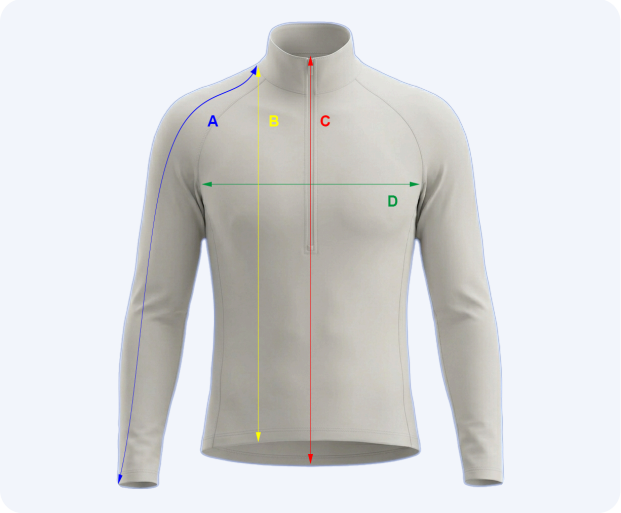

What do we measure?

A — Sleeve length
Raglan sleeve: from the neckline over the shoulder to the wrist.

B — Length front
From the neckline to the front hem.

C — Length back
From the top of the collar to the back hem.

D — ½ Chest width
Measured flat, from armpit to armpit.

Women W sizes

Size (cm)	XS	S	M	L	XL	XXL
A Sleeve length	74	77	81	85	89	94
B Length front	50	51.5	53	54	55	57
C Length back	67	69	71	73.5	76	78
D ½ Chest width	40	44	48	51	54	56

Men

Size (cm)	XS	S	M	L	XL	XXL	3XL	4XL
A Sleeve length	77	82.5	88	91	94	94	94	94
B Length front	53	55	57	58.5	60	61.5	63	67
C Length back	72	75	78	80	82	84	86	89
D ½ Chest width	47	50.5	54	56.5	59	61.5	64	66

All measurements in cm, taken flat from the garment. Because the fabric stretches, small deviations (± 1–2 cm) are possible; no rights can be derived from this size chart.

Garment sizes, not body sizes

All measurements are in centimetres and taken from the garment itself, laid flat. A "½" measurement is the width of one side: multiply by two for the full circumference.

The fabric stretches

Our rowing apparel is elastic and designed for a close fit, so nothing catches during the stroke. A garment can therefore be smaller than your body measurement.

Tight or loose: your choice

Prefer a tight, race-ready fit? Choose your usual size, or the smaller one if in doubt. Prefer a looser fit, or wearing layers underneath? Go for the larger size.

How to find your size

1. **Take a garment that fits you well** and is similar to what you are ordering.
2. **Lay it flat** on a table, without stretching it.
3. **Measure at the same points** (A, B, C …) as shown in the image.
4. **Compare** with the table and choose the closest size.

As a rower, also check the **length**: with a long torso or long arms, length is often the deciding factor.

Not sure?

Feel free to get in touch. Send us your height, weight and usual size, and we will help you find the best fit.

E-mail info@powerhousesport.nl
Phone +31 (0)85 40 16 593
Web powerhousesport.nl

Power Base (thermo)

Thermal long-sleeve top, crew neck

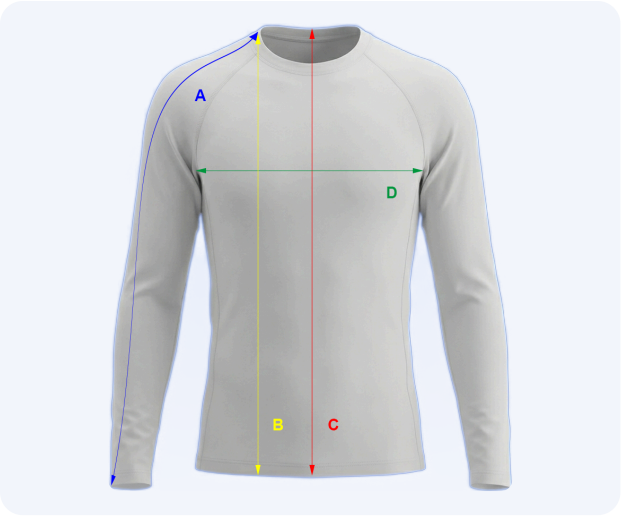

What do we measure?

A — Sleeve length
Raglan sleeve: from the neckline over the shoulder to the wrist.

B — Length front
From the neckline to the front hem.

C — Length back
From the neckline to the back hem.

D — ½ Chest width
Measured flat, from armpit to armpit.

Women W sizes

Size (cm)	XS	S	M	L	XL	XXL
A Sleeve length	65	68	71	73	75	76
B Length front	59	62	65	67	69	73
C Length back	65	67	69	71	73	75
D ½ Chest width	39	41	43	44	44.5	45

Men

Size (cm)	XS	S	M	L	XL	XXL	3XL	4XL
A Sleeve length	72	73.5	75	77.5	80	81.5	83	85
B Length front	64	66.5	69	70.5	72	74.5	77	79
C Length back	68	70	72	74	76	77	78	80
D ½ Chest width	45	47	49	50	51	51.5	52	53

All measurements in cm, taken flat from the garment. Because the fabric stretches, small deviations (± 1–2 cm) are possible; no rights can be derived from this size chart.

Garment sizes, not body sizes

All measurements are in centimetres and taken from the garment itself, laid flat. A "½" measurement is the width of one side: multiply by two for the full circumference.

The fabric stretches

Our rowing apparel is elastic and designed for a close fit, so nothing catches during the stroke. A garment can therefore be smaller than your body measurement.

Tight or loose: your choice

Prefer a tight, race-ready fit? Choose your usual size, or the smaller one if in doubt. Prefer a looser fit, or wearing layers underneath? Go for the larger size.

How to find your size

1. **Take a garment that fits you well** and is similar to what you are ordering.
2. **Lay it flat** on a table, without stretching it.
3. **Measure at the same points** (A, B, C …) as shown in the image.
4. **Compare** with the table and choose the closest size.

As a rower, also check the **length**: with a long torso or long arms, length is often the deciding factor.

Not sure?

Feel free to get in touch. Send us your height, weight and usual size, and we will help you find the best fit.

E-mail info@powerhousesport.nl
Phone +31 (0)85 40 16 593
Web powerhousesport.nl

Turtle

Sleeveless top with half zip and stand-up collar

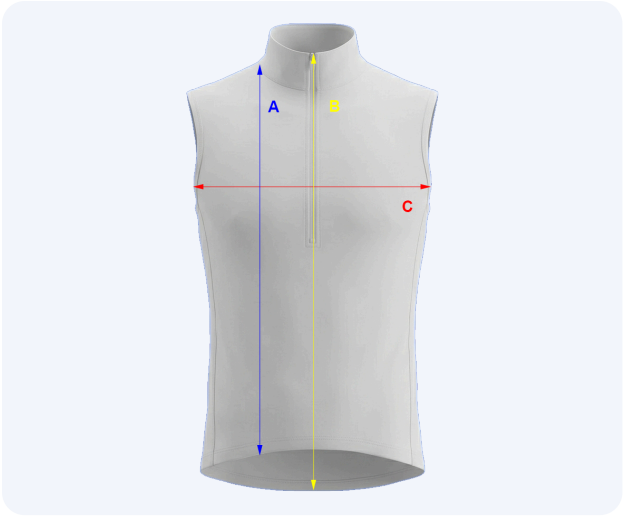

What do we measure?

A — Length front
From the highest point of the shoulder, next to the collar, to the front hem.

B — Length back
From the top of the collar to the (longer) back hem.

C — ½ Chest width
Measured flat, from armpit to armpit.

Women W sizes

Size (cm)	XS	S	M	L	XL	XXL
A Length front	49	52	55	56.5	58	60
B Length back	69	70.5	72	74.5	77	79
C ½ Chest width	45	46.5	48	50	52	54

Men

Size (cm)	XS	S	M	L	XL	XXL	3XL	4XL
A Length front	50	52.5	55	57	59	61.5	64	66
B Length back	70	73	76	78	80	81.5	83	86
C ½ Chest width	48	49.5	51	53.5	56	57.5	59	60.5

All measurements in cm, taken flat from the garment. Because the fabric stretches, small deviations (± 1–2 cm) are possible; no rights can be derived from this size chart.

Garment sizes, not body sizes

All measurements are in centimetres and taken from the garment itself, laid flat. A "½" measurement is the width of one side: multiply by two for the full circumference.

The fabric stretches

Our rowing apparel is elastic and designed for a close fit, so nothing catches during the stroke. A garment can therefore be smaller than your body measurement.

Tight or loose: your choice

Prefer a tight, race-ready fit? Choose your usual size, or the smaller one if in doubt. Prefer a looser fit, or wearing layers underneath? Go for the larger size.

How to find your size

1. **Take a garment that fits you well** and is similar to what you are ordering.
2. **Lay it flat** on a table, without stretching it.
3. **Measure at the same points** (A, B, C …) as shown in the image.
4. **Compare** with the table and choose the closest size.

As a rower, also check the **length**: with a long torso or long arms, length is often the deciding factor.

Not sure?

Feel free to get in touch. Send us your height, weight and usual size, and we will help you find the best fit.

E-mail info@powerhousesport.nl
Phone +31 (0)85 40 16 593
Web powerhousesport.nl

Rowing Shorts

Short rowing tights

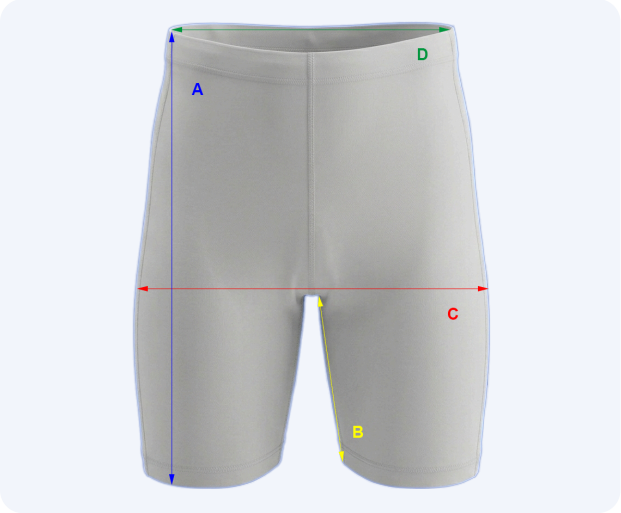

What do we measure?

A — Total length
From the top of the waistband to the leg hem.

B — Inseam length
From the crotch to the leg hem.

C — ½ Seat width
Measured flat, at crotch height across the widest point.

D — ½ Waist (elastic)
Measured flat across the waistband, without stretching.

Women W sizes

Size (cm)	XS	S	M	L	XL
A Total length	38	40	42	44	46
B Inseam length	16	17	18	19	20
C ½ Seat width	40	42	44	46	48
D ½ Waist (elastic)	28	29	30	31	32

Men

Size (cm)	S	M	L	XL	XXL
A Total length	40	42	44	46	48
B Inseam length	16	17	18	19	20
C ½ Seat width	45	49	51	53	54
D ½ Waist (elastic)	31	32	34	37	39

All measurements in cm, taken flat from the garment. Because the fabric stretches, small deviations (± 1–2 cm) are possible; no rights can be derived from this size chart.

Garment sizes, not body sizes

All measurements are in centimetres and taken from the garment itself, laid flat. A "½" measurement is the width of one side: multiply by two for the full circumference.

The fabric stretches

Our rowing apparel is elastic and designed for a close fit, so nothing catches during the stroke. A garment can therefore be smaller than your body measurement.

Tight or loose: your choice

Prefer a tight, race-ready fit? Choose your usual size, or the smaller one if in doubt. Prefer a looser fit, or wearing layers underneath? Go for the larger size.

How to find your size

1. **Take a garment that fits you well** and is similar to what you are ordering.
2. **Lay it flat** on a table, without stretching it.
3. **Measure at the same points** (A, B, C …) as shown in the image.
4. **Compare** with the table and choose the closest size.

As a rower, also check the **length**: with a long torso or long arms, length is often the deciding factor.

Not sure?

Feel free to get in touch. Send us your height, weight and usual size, and we will help you find the best fit.

E-mail info@powerhousesport.nl
Phone +31 (0)85 40 16 593
Web powerhousesport.nl

Rowing Leggings

Full-length rowing tights



What do we measure?

A — Total length
From the top of the waistband to the leg hem.

B — Inseam length
From the crotch to the leg hem.

C — ½ Seat width
Measured flat, at crotch height across the widest point.

D — ½ Waist (elastic)
Measured flat across the waistband, without stretching.

Women W sizes

Size (cm)	XS	S	M	L	XL
A Total length	82	87	93	98	102
B Inseam length	63	66	70	74	77
C ½ Seat width	40	42	44	46	48
D ½ Waist (elastic)	28	29	30	31	32

Men

Size (cm)	S	M	L	XL	XXL
A Total length	90	95	100	105	110
B Inseam length	65	69	74	79	83
C ½ Seat width	45	49	51	53	54
D ½ Waist (elastic)	31	32	34	37	39

All measurements in cm, taken flat from the garment. Because the fabric stretches, small deviations (± 1–2 cm) are possible; no rights can be derived from this size chart.

Garment sizes, not body sizes

All measurements are in centimetres and taken from the garment itself, laid flat. A "½" measurement is the width of one side: multiply by two for the full circumference.

The fabric stretches

Our rowing apparel is elastic and designed for a close fit, so nothing catches during the stroke. A garment can therefore be smaller than your body measurement.

Tight or loose: your choice

Prefer a tight, race-ready fit? Choose your usual size, or the smaller one if in doubt. Prefer a looser fit, or wearing layers underneath? Go for the larger size.

How to find your size

1. **Take a garment that fits you well** and is similar to what you are ordering.
2. **Lay it flat** on a table, without stretching it.
3. **Measure at the same points** (A, B, C …) as shown in the image.
4. **Compare** with the table and choose the closest size.

As a rower, also check the **length**: with a long torso or long arms, length is often the deciding factor.

Not sure?

Feel free to get in touch. Send us your height, weight and usual size, and we will help you find the best fit.

E-mail info@powerhousesport.nl
Phone +31 (0)85 40 16 593
Web powerhousesport.nl